
Data Day III Presentation: HIV Care Services Data and Assessment of the Title I Portfolio

Gregg Weinberg
Deputy Director, Data Systems
HIV Care Services
February 6, 2004

Reporting and Analysis Unit
Sheila Raghavan, Manager
Lauren Feldman, Associate
Anthia Zito, Associate



"Are you just pining and moaning, or can you verify what you're saying with data?"

Why is this night different from all other nights: The Four questions

-
- What services are being provided?
 - How much of a service is being provided?

MAPPING: Council Workgroup --> HRSA Grouping --> Service Category --> Priority --> Sub-Bubble --> Spending Plan Bubble					
Council Workgroup	HRSA Grouping	Service Category	Priority	Sub-Bubble	Spending Plan "Bubble"
AOD Services	OUTREACH	Drop-in Center for HIV+ Prison Releasees	Access to Care	MAI PROGRAM	MAI PROGRAM
AOD Services	SUBSTANCE ABUSE TREATMENT/COUNSELING	Family-Centered HR/RR/RP for Active and Relapsing Alcohol and Other Drug Users	HR/RR/RP for AOD Users/Families	TARGETED SERVICES	TARGETED SERVICES
AOD Services	SUBSTANCE ABUSE TREATMENT/COUNSELING	HR/RR/RP for Active and Relapsing Alcohol and Other Drug Users	HR/RR/RP for Active/Relapsing Users	TARGETED SERVICES	TARGETED SERVICES
AOD Services	SUBSTANCE ABUSE TREATMENT/COUNSELING	Rickers Island Transitional Services Project	HR/RR/RP for Active/Relapsing Users	TARGETED SERVICES	TARGETED SERVICES
Health Care Services	AMBULATORY OUTPATIENT CARE	Air Bridge Project	Ambulatory Outpatient Care	TREATMENT AND CARE	PHYSICAL / LIFE SUSTAINING
Health Care Services	AMBULATORY OUTPATIENT CARE	Assessment Teams in Emergency Care Centers and Harm Reduction Service	Ambulatory Outpatient Care	TREATMENT AND CARE	PHYSICAL / LIFE SUSTAINING
Health Care Services	DENTAL CARE	Dental Care	Dental Care	TREATMENT AND CARE	PHYSICAL / LIFE SUSTAINING
Health Care Services	AMBULATORY OUTPATIENT CARE	Early Intervention Services in Health Care Facilities	Access to Care	MAI PROGRAM	MAI PROGRAM
Health Care Services	AMBULATORY OUTPATIENT CARE	Harm Reduction and Emergency Room Assessment	Harm Reduction and Emergency Room Assessment Teams	MAI PROGRAM	MAI PROGRAM
Health Care Services	AMBULATORY OUTPATIENT CARE	Hepatitis C Screening and Treatment	Ambulatory Outpatient Care	TREATMENT AND CARE	PHYSICAL / LIFE SUSTAINING
Health Care Services	HOME HEALTH CARE	Home Care Services	Home Care	TREATMENT AND CARE	PHYSICAL / LIFE SUSTAINING
Health Care Services	AMBULATORY OUTPATIENT CARE	Maintenance in Care (MAI)	Maintenance in Care	MAI PROGRAM	MAI PROGRAM
Health Care Services	DENTAL CARE	Oral Health Care in Primary Care Settings	Oral Health Care in Primary Care Settings	MAI PROGRAM	MAI PROGRAM

Family-Centered HR/RR/RP for Active and Relapsing Alcohol and Other Drug Users

(Projected and Actual Service Numbers from March-October 2003)


Total number of awards in this service category = 9	Units			Clients		
HIVCS Service Type (n= # of contracts offering this service)	Projected	Actual	%	Projected	Actual	%
Acupuncture (n=4)	1862	3372	181%			
Case Management Intake and Assessment (n=1)	8	14	175%	8	13	163%
Complementary Therapies (n=2)	432	1598	370%			
Discharge Planning (n=1)	160	159	99%			
Family Counseling - AOD (n=5)	144	139	97%			
Family Counseling - Supportive (n=1)	330	564	171%			
Follow-up Encounters (n=9)	9296	7262	78%			
Group Counseling - AOD (n=5)	828	573	69%	3736	3554	95%
Group Education (n=4)	214	177	83%	936	636	68%
Group Volunteer Training/Supervision (n=2)	32	38	119%	112	180	161%
Harm Reduction Intake and Assessment (n=9)	745	814	109%	485	542	112%
Individual Counseling - AOD (n=8)	3152	2768	88%			
Individual Counseling - Supportive (n=2)	824	793	96%			
Individual Volunteer Training/Supervision (n=1)	24	16	67%			
Recreational Therapy/Structured Socialization (n=5)	440	418	95%	2968	2765	93%
Support Groups (n=5)	413	474	115%	2038	2682	132%

FY03 Award Distribution

Agencies with:	N (%)	# of awards
One award	79 (52%)	79
Two awards	28 (18%)	56
Three awards	21 (14%)	63
Four award	7 (5%)	28
Five awards	7 (5%)	35
Six awards	4 (3%)	24
Seven or more	6 (4%)	53
Total	152 (100%)	338

Tufte please forgive me!

(everyone take a deep breath)



Power Corrupts. PowerPoint
Corrupts Absolutely!

Service Type	Service Category	CMS	CPS	DNT	EDC	EDT	EIC	FNS	HCS	HEC	HOM
Individual Counseling - AOD		--	--	--	--	--	--	--	--	--	2
Individual Counseling - MH		--	--	--	--	--	--	--	--	1	1
Individual Counseling - Supportive		18	7	--	--	--	--	--	5	1	1
Individual Treatment Education		--	--	--	--	6	--	--	--	--	--
Individual Treatment Education and Adherence Counseling		--	--	--	11	--	--	--	7	--	--
Individual Volunteer Training/Supervision		--	--	--	--	--	--	--	--	--	--
Initial Encounters		--	--	--	--	--	2	--	--	--	--
Life Skills Training		--	--	--	--	--	--	--	--	1	--
Mental Health Intake & Assessment		--	--	--	--	--	--	--	--	1	--
Nutrition Counseling		--	--	--	--	--	--	8	1	--	3
Nutrition Group Education		--	--	--	--	--	--	8	1	--	--

-
- Who is getting services?

Age/Race/Gender Data for person living with HIV/AIDS in NYC as of 12/31/2002 (reported through 9/30/2003)

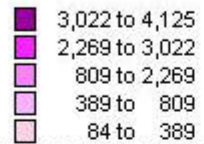
Race	%	Age Groups	%
Black	44	0-12 years	1.8
Hispanic	31.8	13-19 years	1.4
White	21.5	20-29 years	5.5
Asian/Pacific Islander	1	30-39 years	27
Native American	0.1	40-49 years	39.3
Other/Unknown	1.6	50-59 years	19.2
		60+	5.9
Gender	%		
Male	69.3		
Female	30.4		

Social Services Workgroup*Title I New Client Age/Race/Gender Data from March-October 2003***Total # of contracts = 83¹****Total # of New Clients = 8443**

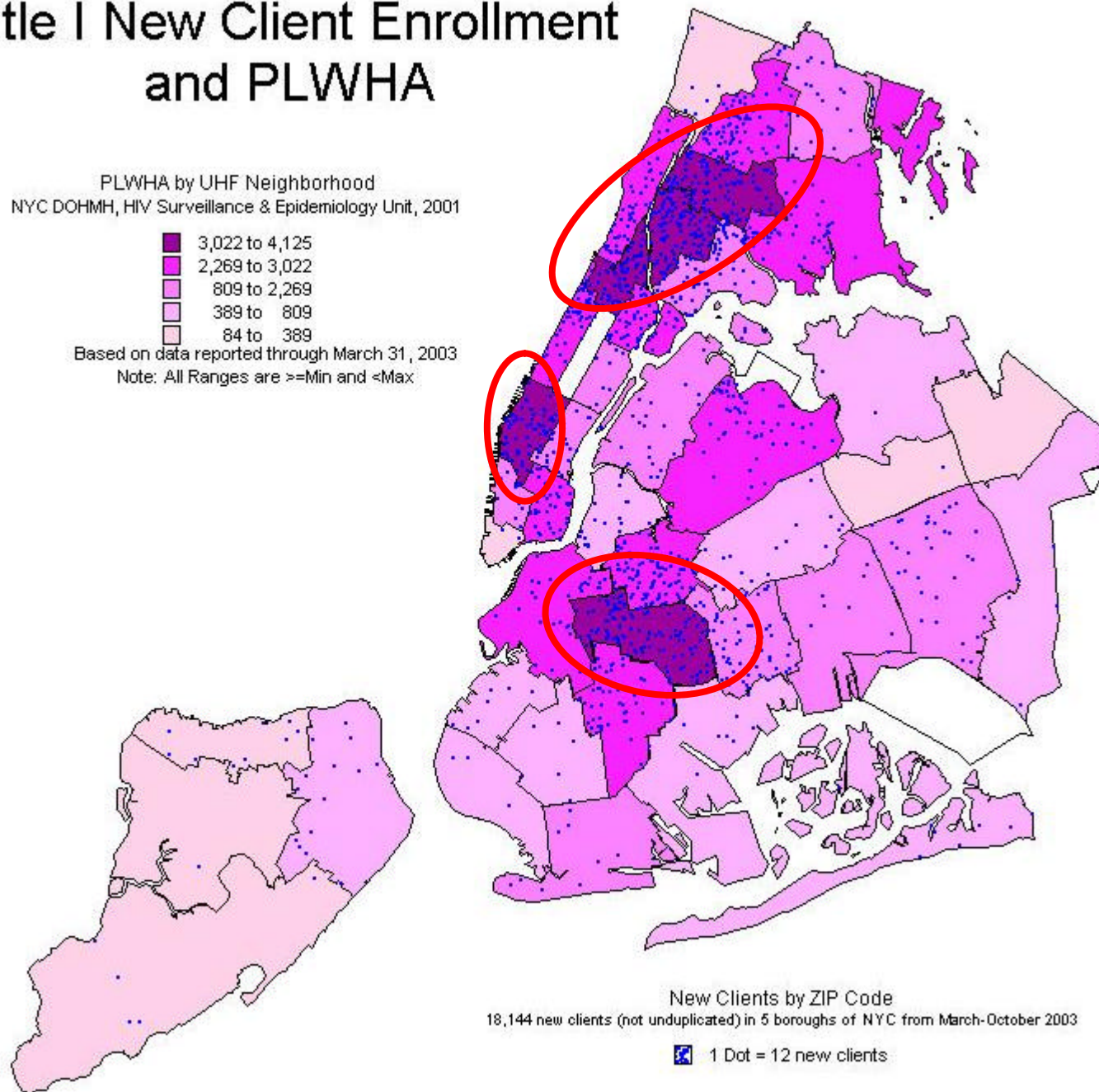
Race	%	Ethnicity	%
White	16	Hispanic	32.4
Black	60.4	Non-Hispanic	66.1
Asian	0.2	Unknown	1.5
Native Hawaiian/Pacific Islander	0.3		
Native American	0.6	TransGender Ethnicity	%
More than one Race	7	TransGender Hispanic	0.02
Other	14.6	TransGender Non-Hispanic	0.1
Unknown	0.9	TransGender Unknown	0
Gender	%	Age Groups	%
Male	53.6	0-2 years	0.1
Female	46.4	3-12 years	1.4
		13-19 years	6.4
TransGender	%	20-24 years	7.4
TransGender Identifying as Male	0.02	25-49 years	68.9
TransGender Identifying as Female	0.1	50+ years	15.7

Title I New Client Enrollment and PLWHA

PLWHA by UHF Neighborhood
NYC DOHMH, HIV Surveillance & Epidemiology Unit, 2001



Based on data reported through March 31, 2003
Note: All Ranges are \geq Min and $<$ Max



New Clients by ZIP Code

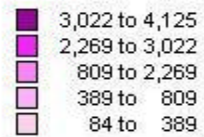
18,144 new clients (not unduplicated) in 5 boroughs of NYC from March-October 2003

1 Dot = 12 new clients

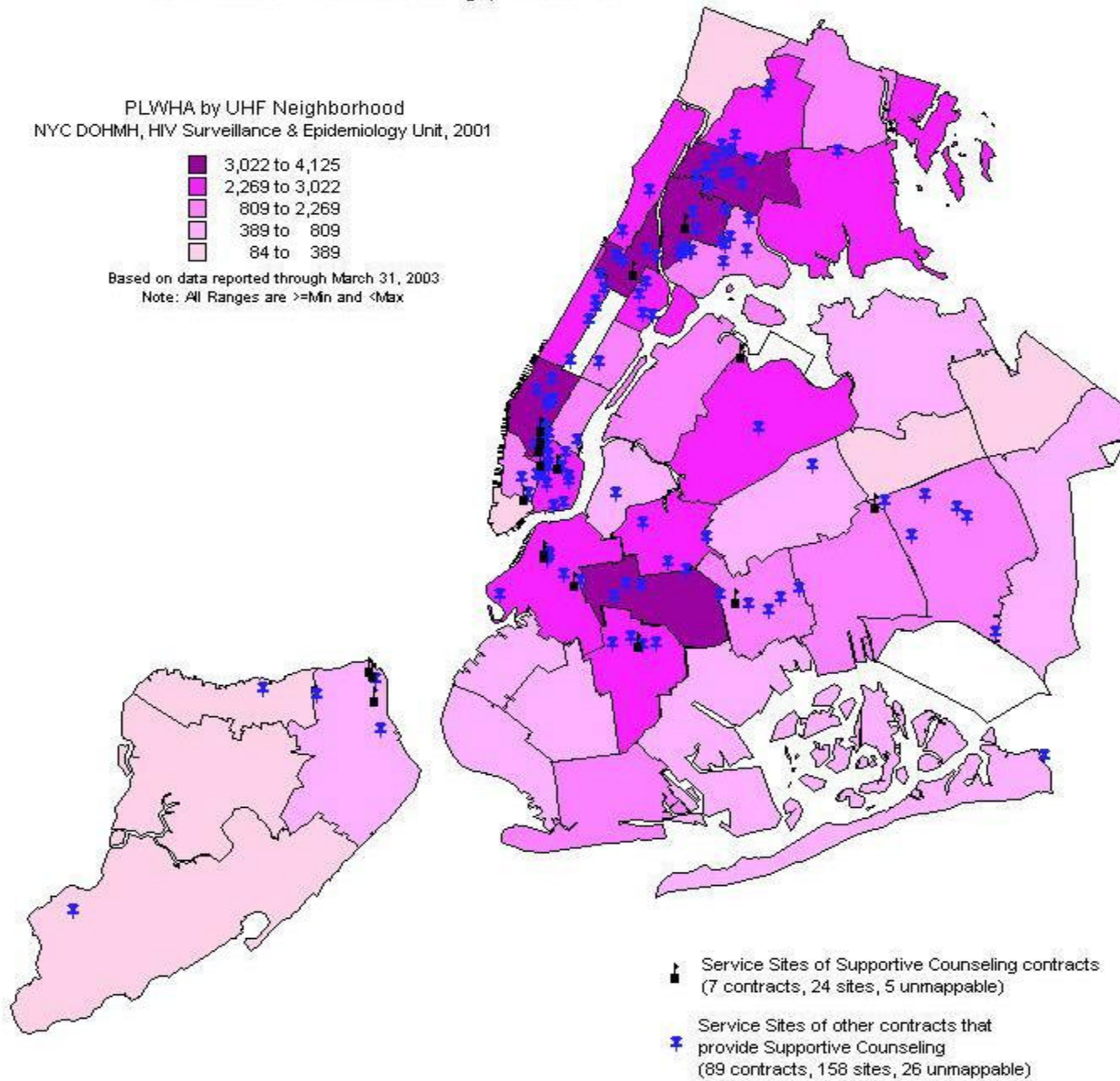
-
- Where are services located?

Title I Supportive Counseling Services in New York City, 2003

PLWHA by UHF Neighborhood
NYC DOHMH, HIV Surveillance & Epidemiology Unit, 2001




Based on data reported through March 31, 2003
Note: All Ranges are \geq Min and $<$ Max



Title I Access to Care Services in New York City, 2003

HIV Diagnosis per 100,000 population by UHF Neighborhood
NYC DOHMH, HIV Surveillance & Epidemiology Unit, 2001



Based on data reported through March 31, 2003

Includes diagnosis of HIV without AIDS and HIV concurrent with AIDS

Note: All ranges are \geq Min and $<$ Max

